

NEW  
**RELEASES**

## KEEP A LOOK-OUT

for these 'Blockbusters' at your local software dealer – these are just the crest of the best from the big names in all-action computer games.




### STREET HAWK

Become the hunter and the hunted in this breathtaking simulation of the famous film and TV series with Hyperthrust feature, helicopter attacks and daring rescue attempts that only the man and machine combination of Street Hawk can survive. Don't miss it – burn tread on the streets!



### NEVERENDING STORY

Like the film this fantasy, text adventure with illustrative graphics is a classic in its own right – a trilogy where you are cast as the hero Atreyu with his friend Falkor, the Luck Dragon. Your almost impossible task is to save the world of 'Fantasia' from the ever consuming 'Nothing'. If it's adventure you want look no further – this is your story.



### HYPER SPORTS

Enter the stadium to take part in this officially endorsed version of the No.1 Arcade game. Six events of skill and stamina from the precision accuracy of Skeeet Shooting, the strength and split-second timing of Weight Lifting to the endurance of Swimming to test you to your breaking point. Stunning graphics make Hypersports a fun game for all the family – continuing where 'Track and Field' left off.

# FRANKIE GOES TO HOLLYWOOD



WELCOME TO THE PLEASUREGAME

## AMSTRAD

# ocean

# FRANKIE

GOES TO HOLLYWOOD



WELCOME TO THE PLEASUREGAME

The program code, graphic representation and artwork of Frankie Goes to Hollywood, 'the Computer Game', are the copyright of Ocean Software Limited and may not be reproduced, stored, hired or broadcast in any form whatsoever without the written permission of Ocean Software Limited. All rights reserved Worldwide.  
Made in the U.K.

# ocean

Frankie have sent you over 60 tasks in your journey from Mundanesville through the Pleasure Dome. Tasks ranging from the trivial, to heroic feats of skill and intelligence.



Whenever you complete these challenges a bar-chart will show your increase in the various elements of your personality and Pleasure points will be awarded.

Your goal is to become a complete person and to achieve this you must reach the top on the Bar Charts (when the letters BANG will appear above the personality factors) and achieve a score of 99,000 Pleasure Points. This combination awards you the minimum requirement (99% a complete person) to search for the Special Door – the Door to the Ultimate Experience – the heart of the Pleasure Dome.



# THE GAME



YOUR

CONTROLS

## LOADING AMSTRAD CPC 464

### CASSETTE

Place the rewound cassette in the cassette deck. Type "RUN" and then press ENTER key. Follow the instructions as they appear on the screen.

### DISK

Ensure that both computer and disk drive are switched on before any disk is inserted. Insert disk into disk drive then type "DISC" then press ENTER then type "RUN" "FRANKIE". The game will load automatically.

## AMSTRAD CPC 664 and CPC 6128

### DISK

Ensure that the power is switched on before any disk is inserted. Insert disk into disk drive and type "RUN" "FRANKIE". The game will then load automatically.

### CASSETTE

Connect a suitable cassette tape recorder ensuring that the correct leads are attached as defined in the User Instruction Booklet. Place the rewound tape in the cassette recorder and type "TAPE" then press the ENTER key. Then type "RUN" and press ENTER key. Follow the instructions as they appear on the screen.

## KEYBOARD

UP -8

DOWN -U

LEFT -H

RIGHT -J

FIRE -SPACE BAR

Study the joystick controls for the full repertoire of movements available. All these movements can be obtained by using the relevant combination of keys.

## JOYSTICK



=



PUSH JOYSTICK IN OPPOSITE DIRECTION TO WALK LEFT.

PRESS FIRE



=



REACH - WAIST HEIGHT

PRESS FIRE



=



REACH - SHOULDER HEIGHT

THESE MOVEMENTS CAN ALSO BE USED TO 'ZAP' WHEN REQUIRED

A short 'stab' on the joystick/keyboard in opposite direction to which figure is facing will achieve this position



TO ENTER A DOOR ETC. YOU MUST BE IN THIS POSITION THEN PUSH JOYSTICK/KEYBOARD 'UP'

TO CLOSE 'INVENTORY' WINDOW OR ANY WINDOW IN WHICH THE 'CURSOR FINGER' IS USED, MOVE 'CURSOR FINGER' TO 'QUIT' ICON AND PRESS 'FIRE'.

TO PICK UP OBJECTS EITHER TOUCH OR STAND OVER OBJECT AND PRESS 'FIRE' BUTTON AND 'UP'.

Your 'INVENTORY' window can be accessed by pressing FIRE button and joystick/keyboard 'DOWN'. You may then use object/objects you are carrying moving 'CURSOR FINGER' to chosen object and pressing 'FIRE' button.




YOUR

CONTROLS



THE  
GAME

PLAY



**Y**ou begin your adventure devoid of personality in an environment of suburban boredom, but don't be put off by

ennui, all may not be as it appears! There are different streets and different houses, take nothing for granted. Touch everything, explore, probe, experiment – your curiosity will be rewarded. Pick up objects – some of these will help you now, others you will need to survive and succeed in the Pleasure Dome. Remember you can only carry 8 objects at a time so you need to be selective about the items you take with you, once abandoned they may not be used again.

## YOUR INVENTORY



You may check your inventory at any time by pressing the FIRE button and moving the joystick downwards.

To resume play immediately use the QUIT icon to close window.

**A**s you explore the aspects of everyday life, keep your wits about you as sooner or later you will stumble upon the ...

## MURDER MYSTERY



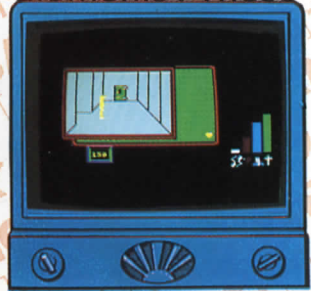
You will come across a body...who is the killer? Solve the mystery by a process of elimination:- Find all the clues which appear in windows

(23 facts in all). Return to the scene of the crime, walk into the window showing the suspects and point to the killer.

**CAUTION:** You will need to resart the game if you're wrong.

**TAKE A TIP:** A system of noting the clues may help your investigation.

In the quest to form your personality you must use what has been gleaned from everyday life to complete all the 'Arcade Elements'. These elements are linked



within the Dome by a conduit, the ...

## CORRIDORS OF POWER

This Ladyrith enables you to move at will within the Dome and connects with ➡➡



THE  
GAME

PLAY



Mundanesville (though other routes may also be discovered). It can be mapped by observing the colour of manhole covers located along its path. Fireballs emerge from the manholes, Zap them and you will create additional exits.

The entrances will appear as the game is played. Learn to use the Corridors well, they will help you succeed in elements that follow and within them (when your personality is completed) will be revealed the door to the very centre of the Pleasure Dome ... The Ultimate Screen.

## THE PLEASURE DOME

Inside the Pleasure Dome are a variety of games and puzzles which must all be completed to gain sufficient points to form your personality. Through experience and inspiration you WILL succeed. There are principal entrances into this world of the mind (one from each street), however others can be found but only used once, so be prepared.


These entrances and the ones which will become evident in the Corridors of Power give access to the ...

## ARCADE ELEMENTS



### THE TERMINAL ROOM

You must use information to complete this task – pay close attention to your inventory and the objects on the screen.  
TIP – If your inventory is incomplete the lift may aid your escape.



### SEA OF HOLES

Go in and out of time and space to reach the floor beneath you.  
HINT – There's more here than meets the eye.



### CYBERNETIC BREAKOUT

One game must be completed for each symbol (guide the symbol into the spark).  
HINT – What you are carrying could halve your pain or double your pleasure!



### RAID OVER MERSEYSIDE

Stop the bombers destroying Merseyside and its shipping. You have a time limit to survive or destroy the enemy (multiple hits on the planes).



### THE ZTT ROOM

Break down the wall to enter the control section and then solve the puzzle. Use the Power of Zap to fire but be careful to dodge the bullets. (Remember you must complete the puzzle to win.)  
HINT – You may bring protection from the rooms of the Mundane, quite appropriate to cover this task.  
TIP – Locate the key which switches pieces on and not off






THE  
GAME

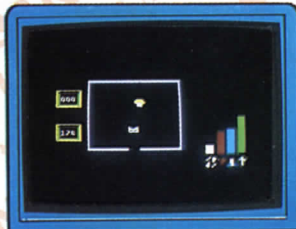
PLAY

## ARCADE ELEMENTS



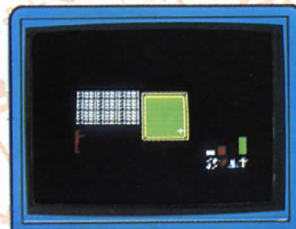
### TALKING HEADS

This dialogue between World leaders can get nasty. A counter tells you how many (political) lives you have left.



### SHOOTING GALLERY

Take pot shots at famous personalities.  
PLAYING TIP – You must reload to fire (allow the sights to fall to the bottom of the screen).



### WAR ROOM

Shoot the symbols in this final Arcade task to obtain Pleasure Points. (There is one game for each symbol).  
HINT – The power of love may be of great help here.

## CONTROL PLAN

As you become more familiar with the Pleasure Dome and its interface with the ordinary World, you will begin to learn the layout of the Game and be able to move quickly from one element to the next using the Corridors of Power or other methods you will discover. REMEMBER, to develop your personality completely you must finish all the tasks, for only then will the opportunity arise, to re-enter the maze and search for that Door behind which lies the secret of self discovery ... Go for it!

## FRANKIE GOES TO HOLLYWOOD

# THE GAME

Game design  
OCEAN/DENTON DESIGNS

Cover illustration  
BOB WAKELIN/W. STEVE BLOWER

Packaging Design  
W. STEVE BLOWER

Produced by  
D. C. WARD

With many thanks to BILL BARNA

©1985 FRANKIE GOES TO HOLLYWOOD   

# RELAX

Written by  
GILL/JOHNSON/O'TOOLE

Produced by  
TREVOR HORN

Published by  
PERFECT SONGS

© + © 1983 ZANG TUMB TUUM



THE

CREDITS